


Norwalk Tank Farm Update

*Defense Energy Support Center-
Americas West
Norwalk Tank Farm
Restoration Advisory Board*

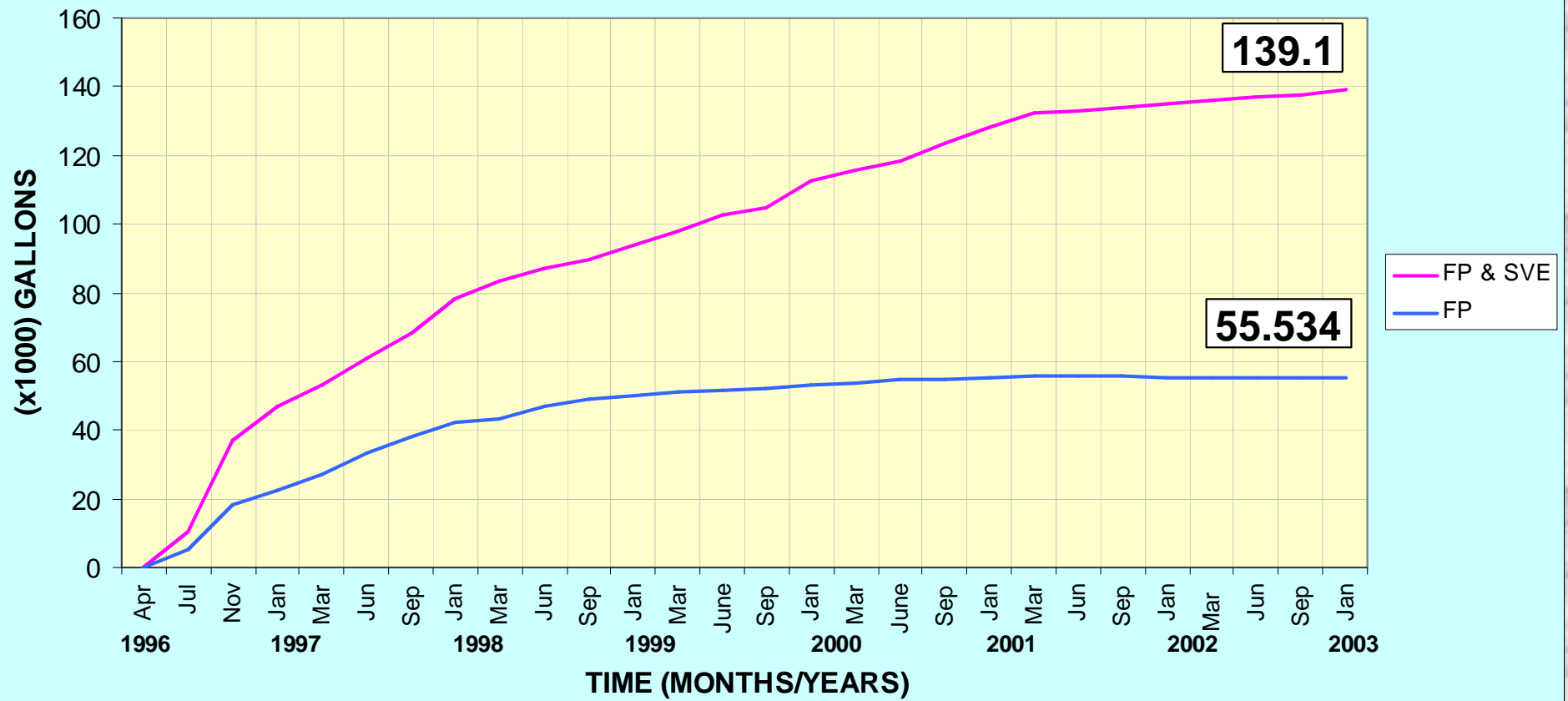
January 23, 2003



Central Plume Remediation

- System performance since April 1996
 - Approx. 139,160 gallons recycled and destroyed
 - 55,534 gallons of free product recovered
 - 83,626 gallons of volatile hydrocarbons recovered through soil vapor extraction
 - 39.6M gallons of water treated
 - 1,367 gallons of dissolved phase hydrocarbons recovered
 - Estimated 110,858 gallons of hydrocarbons destroyed due to enhanced biodegradation

HYDROCARBONS & FREE PRODUCT-CENTRAL PLUME



October 2002

Semi-Annual Monitoring Event

- 78 wells sampled, including 5 Exposition wells.
- No chemicals detected in Exposition wells.
- Free product detected in 20 wells.
- North-Central free-product plume decreased in lateral extent and separated into smaller plumes.
- South-Central free-product plume decreased in lateral extent and separated into two smaller plumes.
- Free product observed in 24-inch valve area.

October 2002

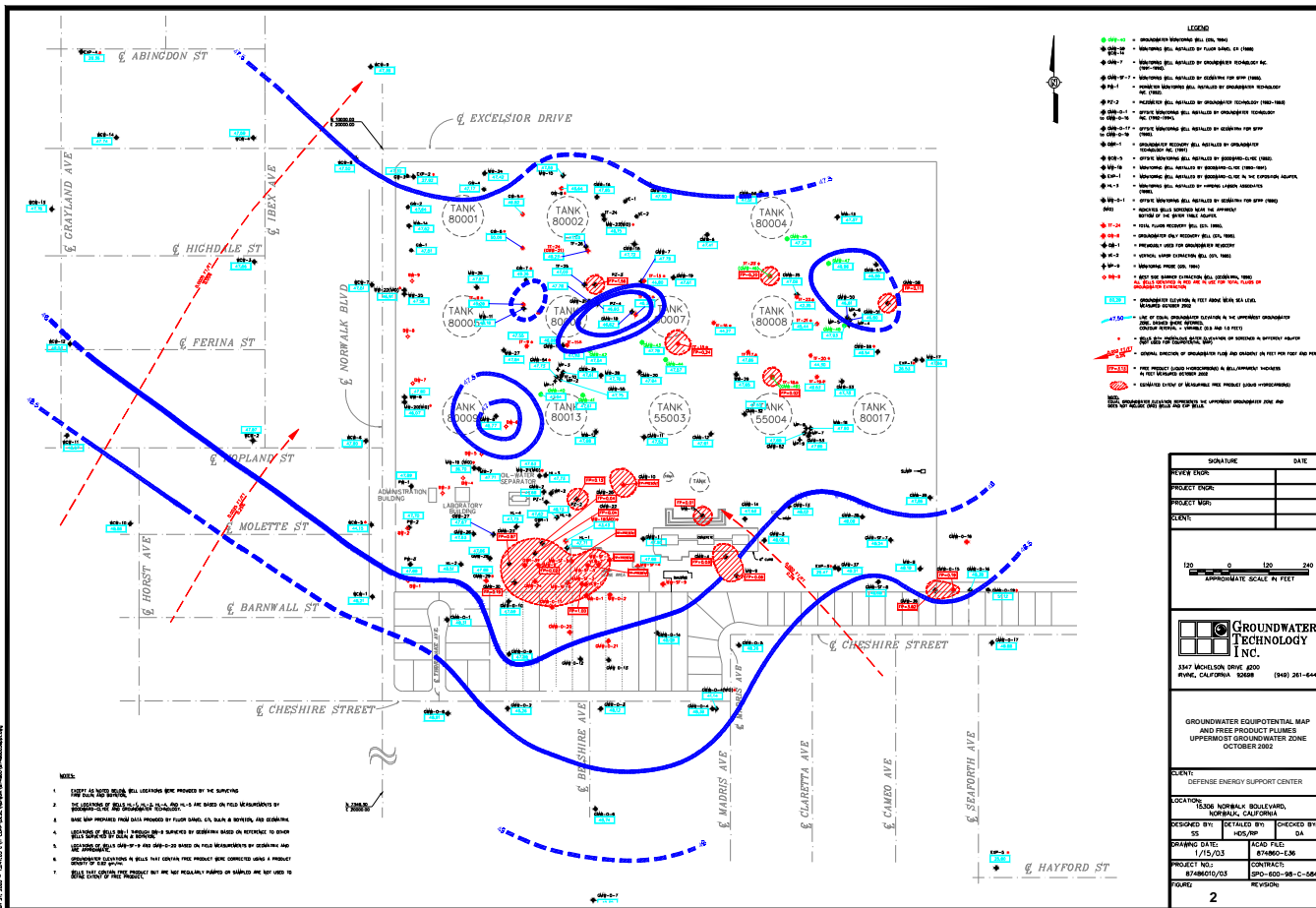
Semi-Annual Monitoring Event cont.

- Lateral extent and concentrations of TPH increased in the area between the North-Central and South-Central free-product plumes and to the area south of the South-Central free product plume.
- Benzene concentrations decreased in wells near the North-Central free-product plume area.
- Benzene concentrations near the South-Central free-product plume generally decreased in all wells except GMW-O-10.
- Benzene concentration increases in two wells near the 24-Inch Valve Area.

October 2002 Semi-Annual Monitoring Event cont.

- 1,2-DCA plume west of the site decreased since April 2002, and has separated into two plumes.
- 1,2-DCA concentrations continue to decrease in WCW-7.
- MTBE detected for the first time in GMW-O-8 located southwest of South-Central free-product plume. This well will be resampled during the next Sentry event.

Groundwater Equipotential Map and Limits of Measurable Liquid-Phase Hydrocarbons October 2002



Total Petroleum Hydrocarbons Isoconcentration Map October 2002

